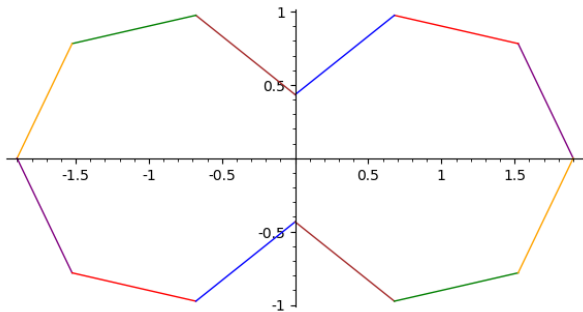


Algebraic intersections in Veech surfaces

Julien Boulanger
Leipzig, January 9, 2024

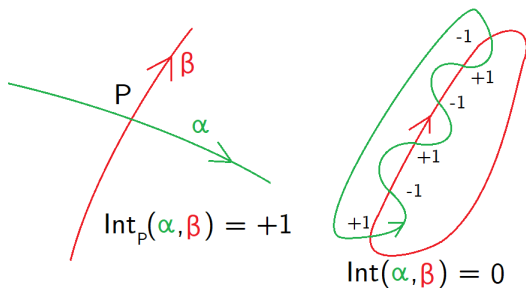


- 1 The algebraic interaction strength $KVol$
- 2 Translation surfaces and their Veech groups
- 3 A few geometric ideas

Algebraic intersection

Let X be a closed oriented surface with a Riemannian metric, possibly with singularities.

Given two oriented closed curves α and β on X , consider the algebraic intersection $\text{Int}(\alpha, \beta)$.

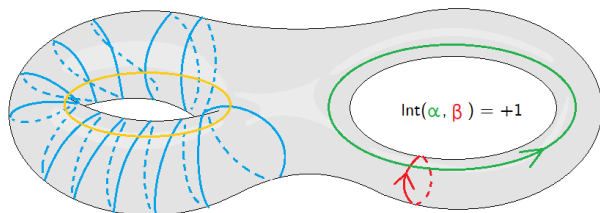


The algebraic intersection $\text{Int}(\cdot, \cdot)$ is a bilinear symplectic form in homology.

Algebraic intersection

Question

How many times can two closed curves of a given length intersect ?



Definition

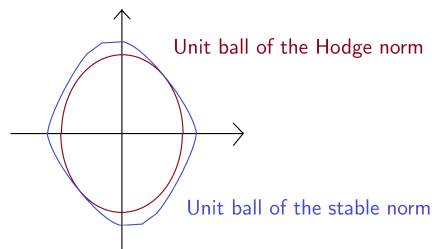
$$\text{KVol}(X) := \text{Vol}(X) \cdot \sup_{\alpha, \beta \text{ closed curves}} \frac{\text{Int}(\alpha, \beta)}{l(\alpha)l(\beta)}$$

Remark : Multiplying by the volume makes KVol scalar invariant.

History and motivations

- In D. Massart's thesis (1996), KVol arises as a comparison constant between the *stable norm* $\|\cdot\|_s$ and the *Hodge norm* $\|\cdot\|_2$ in homology, namely we have for all $h \in H_1(X, \mathbb{R})$,

$$\frac{1}{\sqrt{\text{Vol}(X)}} \|h\|_s \leq \|h\|_2 \leq \text{KVol}(X) \frac{1}{\sqrt{\text{Vol}(X)}} \|h\|_s.$$



The Hodge norm (coming from the L^2 norm in cohomology) is euclidean: its unit ball is an ellipse.

The stable norm depends on the metric, its unit ball can be very complicated (e.g. polygonal with an infinite number of sides)

History and motivations

- In D. Massart's thesis (1996), KVol arises as a comparison constant between the *stable norm* $\|\cdot\|_s$ and the *Hodge norm* $\|\cdot\|_2$ in homology, namely we have for all $h \in H_1(X, \mathbb{R})$,

$$\frac{1}{\sqrt{\text{Vol}(X)}} \|h\|_s \leq \|h\|_2 \leq \text{KVol}(X) \frac{1}{\sqrt{\text{Vol}(X)}} \|h\|_s.$$

- In 2014, D. Massart and B. Muetzel studied the behaviour of $\text{KVol}(X)$ as X goes towards the boundary of the moduli space of hyperbolic surfaces, and gave geometric bounds on KVol , namely for any Riemannian surface:

$$\frac{\text{Vol}(X)}{2Dl_0} \leq \text{KVol}(X) \leq 9 \frac{\text{Vol}(X)}{l_0^2} = 9 \cdot \text{SysVol}(X),$$

where D is the diameter and l_0 the homological systolic length of X .

History and motivations

→ In D. Massart's thesis (1996), $KVol$ arises as a comparison constant between the *stable norm* $\|\cdot\|_s$ and the *Hodge norm* $\|\cdot\|_2$ in homology, namely we have for all $h \in H_1(X, \mathbb{R})$,

$$\frac{1}{\sqrt{\text{Vol}(X)}} \|h\|_s \leq \|h\|_2 \leq KVol(X) \frac{1}{\sqrt{\text{Vol}(X)}} \|h\|_s.$$

Theorem (Massart, Muetzel, 2014)

For every Riemannian surface X of genus $g \geq 1$, we have:

$$KVol(X) \geq 1$$

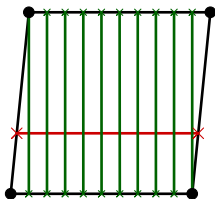
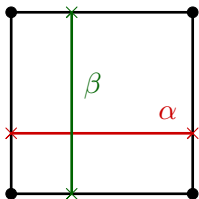
with equality if and only if X is a flat torus.

Theorem (Massart, Muetzel, 2014)

For every Riemannian surface X of genus $g \geq 1$, we have:

$$KVol(X) \geq 1$$

with equality if and only if X is a flat torus.



$$\frac{\text{Int}(\alpha, \beta)}{l(\alpha)l(\beta)} = 1$$

Theorem (Massart, Muetzel, 2014)

For every Riemannian surface X of genus $g \geq 1$, we have:

$$KVol(X) \geq 1$$

with equality if and only if X is a flat torus.

Theorem (Balacheff, Karam, Parlier, 2021)

There exist $c > 0$ such that for any hyperbolic surface X of genus $g \geq 2$, we have

$$KVol(X) \geq c \frac{g}{(\log(g))^2}$$

This growth rate is optimal, see [Buser, Sarnak 1994].

Question

Is it possible to compute explicitly $KVol$ on some examples of translation surfaces ?

Question

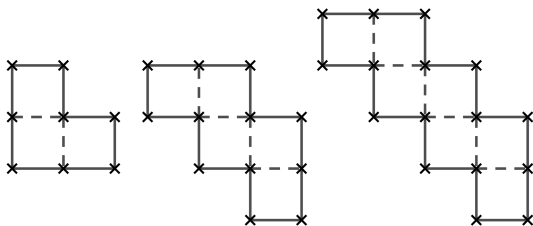
Is it possible to compute explicitly $KVol$ on some examples of translation surfaces ?

- We have seen that $KVol$ is 1 on a flat torus.

Question

Is it possible to compute explicitly KVol on some examples of translation surfaces ?

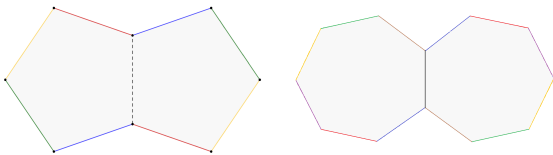
- We have seen that KVol is 1 on a flat torus.
- In 2021, S. Cheboui, A. Kessi and D.Massart provide a method to compute KVol on $SL_2(\mathbb{R})$ -orbits of a family of squared tiled staircase surfaces.



Question

Is it possible to compute explicitly KVol on some examples of translation surfaces ?

- We have seen that KVol is 1 on a flat torus.
- In 2021, S. Cheboui, A. Kessi and D.Massart provide a method to compute KVol on $SL_2(\mathbb{R})$ -orbits of a family of squared tiled staircase surfaces.
- In 2022, we extend this method with E.Lanneau and D.Massart to compute KVol on the $SL_2(\mathbb{R})$ -orbit of the double regular n -gons for odd n .



Question

Is it possible to compute explicitly KVol on some examples of translation surfaces ?

- We have seen that KVol is 1 on a flat torus.
- In 2021, S. Cheboui, A. Kessi and D.Massart provide a method to compute KVol on $SL_2(\mathbb{R})$ -orbits of a family of squared tiled staircase surfaces.
- In 2022, we extend this method with E.Lanneau and D.Massart to compute KVol on the $SL_2(\mathbb{R})$ -orbit of the double regular n -gons for odd n .
- We then generalize the method with I. Pasquinelli to the case of Bouw-Möller surfaces with a single singularity.

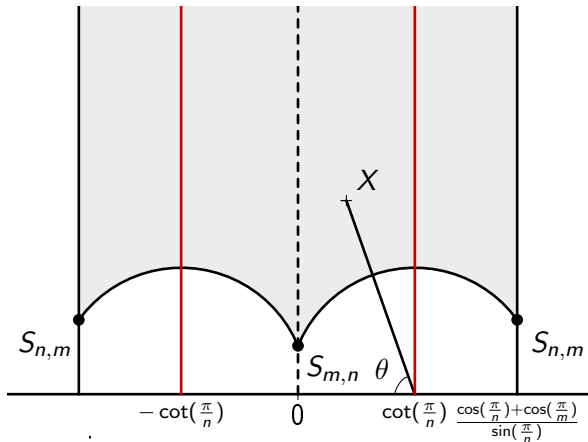
Theorem (B.- Pasquinelli)

Let $m, n \geq 2$ **coprime**, and let $S_{m,n}$ be the Bouw-Möller surface of index (m, n) . For any surface $X = M \cdot S_{m,n}$ obtained from $S_{m,n}$ by the action of a matrix $M = \begin{pmatrix} a & b \\ c & d \end{pmatrix} \in SL_2(\mathbb{R})$, we have:

$$\text{KVVol}(X) = K_{m,n} \cdot \frac{1}{\cosh(d_{\mathbb{H}^2}(\Gamma_{m,n} \cdot \frac{di+b}{ci+a}, \gamma_{\infty, \pm \cot \pi/n}))}$$

where

- $K_{m,n} > 0$ is an explicit constant which only depends on m and n ,
- $\gamma_{\infty, \pm \cot \pi/n}$ is the union of the two hyperbolic geodesics of respective endpoints $\pm \cot \pi/n$ and ∞ .
- $d_{\mathbb{H}^2}$ is the hyperbolic distance,
- $\Gamma_{m,n} < SL_2(\mathbb{R})$ is the Veech group of $S_{m,n}$.



If m and n are coprime,

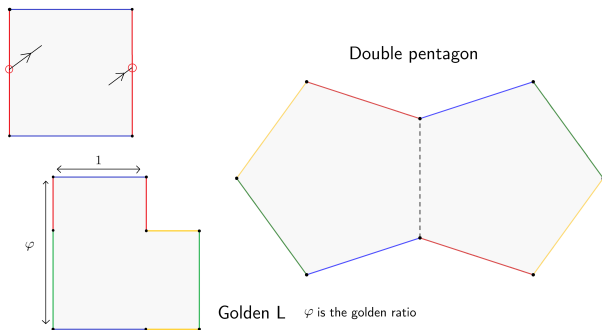
$$\text{KVVol}(X) = K_{m,n} \cdot \frac{1}{\cosh(d_{\mathbb{H}^2}(\Gamma_{m,n} \cdot \frac{di+b}{ci+a}, \gamma_{\infty, \pm \cot \pi/n}))} = K_{m,n} \sin \theta(X)$$

- 1 The algebraic interaction strength $KVol$
- 2 Translation surfaces and their Veech groups
- 3 A few geometric ideas

Translation surfaces

Definition

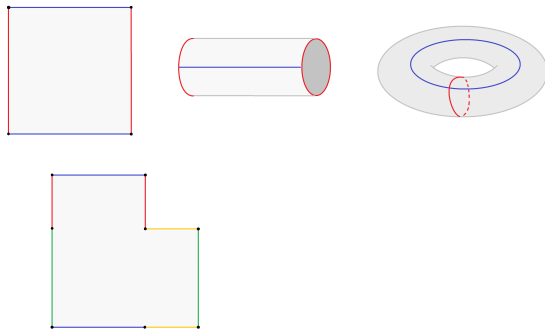
A translation surface is a surface obtained from a collection of euclidean polygon, by identifying pairs of parallel opposite sides of the same length (by translation).



Translation surfaces

Definition

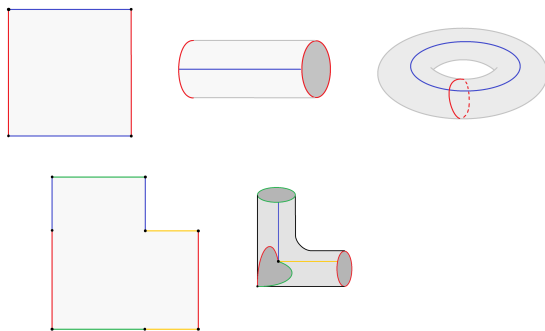
A translation surface is a surface obtained from a collection of euclidean polygon, by identifying pairs of parallel sides of the same length (by translation).



Translation surfaces

Definition

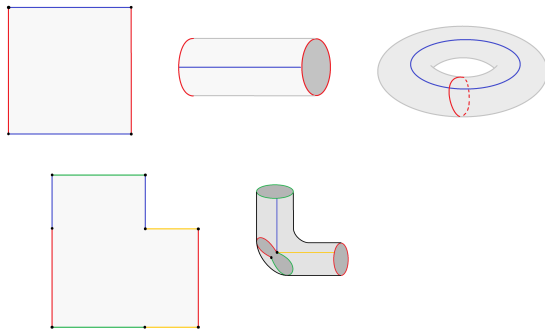
A translation surface is a surface obtained from a collection of euclidean polygon, by identifying pairs of parallel sides of the same length (by translation).



Translation surfaces

Definition

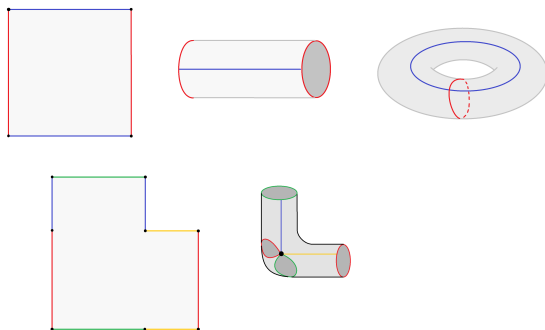
A translation surface is a surface obtained from a collection of euclidean polygon, by identifying pairs of parallel sides of the same length (by translation).



Translation surfaces

Definition

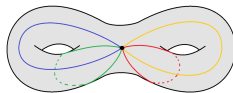
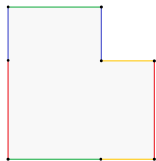
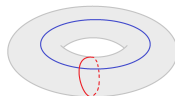
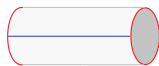

A translation surface is a surface obtained from a collection of euclidean polygon, by identifying pairs of parallel sides of the same length (by translation).



Translation surfaces

Definition

A translation surface is a surface obtained from a collection of euclidean polygon, by identifying pairs of parallel sides of the same length (by translation).

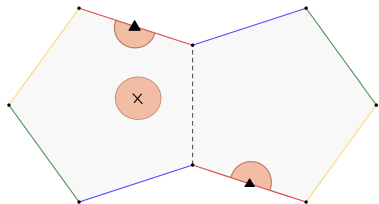


Translation surfaces

Definition

A translation surface is a surface obtained from a collection of euclidean polygon, by identifying pairs of parallel sides of the same length (by translation).

These surfaces can also be described as topological surfaces with an **atlas of charts** on the surface minus a finite set of points Σ such that all transition functions are translations, along with a distinguished direction. Σ is the set of **singularities**.

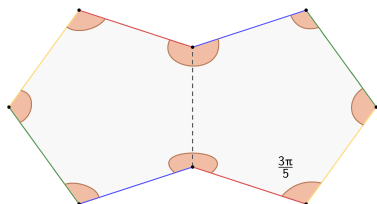


Translation surfaces

Definition

A translation surface is a surface obtained from a collection of euclidean polygon, by identifying pairs of parallel sides of the same length (by translation).

In the example of the double pentagon on the right, the vertices of the two pentagons are all identified to the same point on the resulting surface. This point is a **conical singularity** of angle 6π .

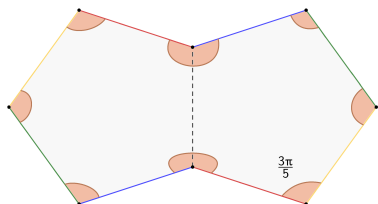


Translation surfaces

Definition

A translation surface is a surface obtained from a collection of euclidean polygon, by identifying pairs of parallel sides of the same length (by translation).

In a translation surface, the singularities are always conical singularities of angle $2k\pi, k \geq 2$.

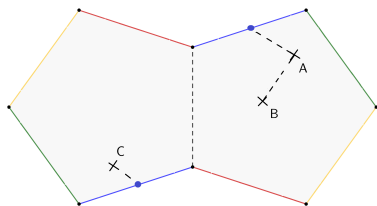


Translation surfaces

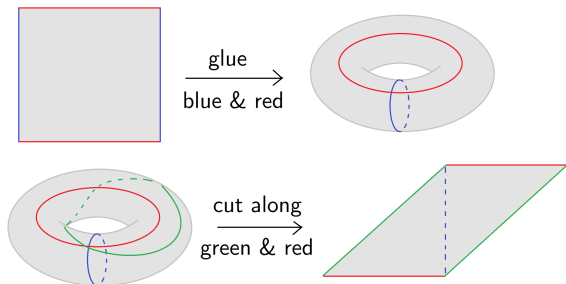
Definition

A translation surface is a surface obtained from a collection of euclidean polygon, by identifying pairs of parallel sides of the same length (by translation).

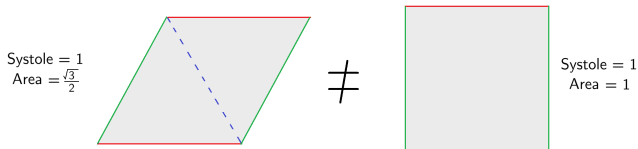
The surface inherits the flat structure from \mathbb{R}^2 outside the singularities. We have notions of length, geodesics and angles.



Teichmüller space and moduli space



The two polygonal models above give the same resulting surface, whereas we have below two polygonal models of surfaces with different properties.



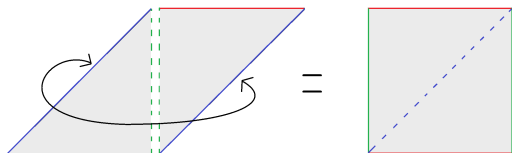
Teichmüller space and moduli space

Definition

The **moduli space** $\Omega\mathcal{M}_g$ of translation surfaces of genus g is the set:

$$\Omega\mathcal{M}_g = \left\{ \begin{array}{l} \text{Collection of polygons with} \\ \text{identifications of parallel sides of} \\ \text{the same length and genus } g \end{array} \right\} / \text{cut and paste}$$

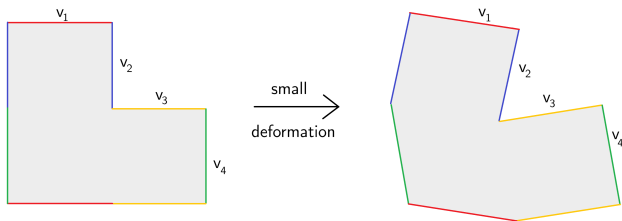
The **Teichmüller space** $\Omega\mathcal{T}_g$ of translation surfaces can be seen as the space of (X, φ) where $X \in \Omega\mathcal{M}_g$ and φ is a *marking* of a homology basis.



We have $\Omega\mathcal{M}_g = \Omega\mathcal{T}_g / MCG(g)$.

Moving in the Teichmüller space : local coordinates

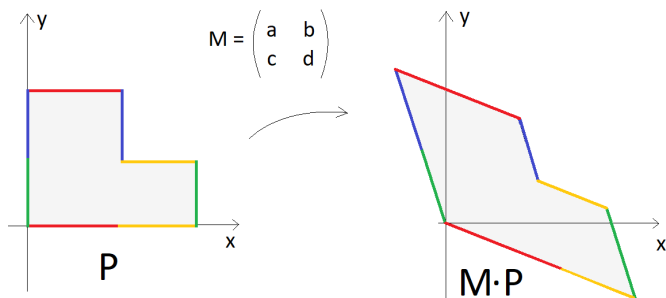
The Teichmüller (resp. Moduli) space of translation surfaces has a natural geometry. Namely if two translation surfaces can be obtained from one to another by a "small" deformation, these surfaces will be "close" to each other in the Teichmüller space.



In this example, the vectors v_1 , v_2 , v_3 and v_4 give local coordinates to the Teichmüller space around this L-shaped translation surface.

$SL_2(\mathbb{R})$ -action

Given a translation surface X described by a collection of polygons and $M \in GL_2^+(\mathbb{R})$, we can construct the translation surface $M \cdot X$.

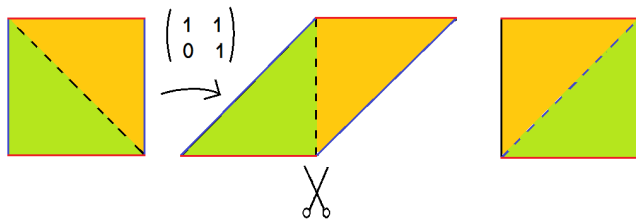


It is often convenient to consider the action of $SL_2(\mathbb{R})$ instead of $GL_2^+(\mathbb{R})$ as it preserves the area.

Veech group

Definition

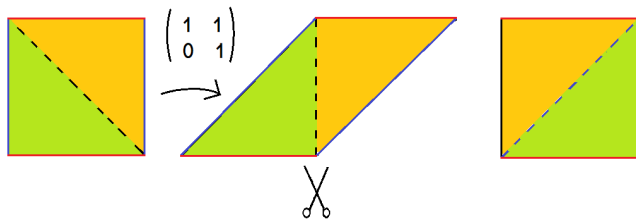
The Veech group of a translation surface X is the stabilizer of X (in the moduli space) under the action of $SL_2(\mathbb{R})$. We denote it by $SL(X)$.



Veech group

Definition

The Veech group of a translation surface X is the stabilizer of X (in the moduli space) under the action of $SL_2(\mathbb{R})$. We denote it by $SL(X)$.

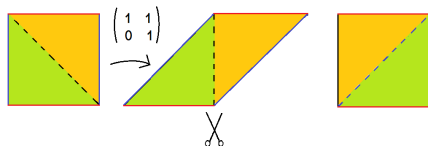


Proposition

The Veech group of any flat torus is conjugated to $SL_2(\mathbb{Z})$.

Definition

The Veech group of a translation surface X is the stabilizer of X (in the moduli space) under the action of $SL_2(\mathbb{R})$. We denote it by $SL(X)$.

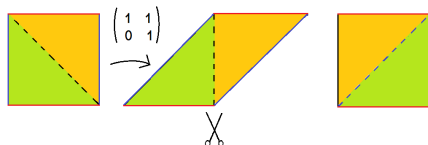


Theorem (W.Veech, 1989)

For any translation surface X , $SL(X)$ is a discrete subgroup of $SL_2(\mathbb{R})$.

Definition

The Veech group of a translation surface X is the stabilizer of X (in the moduli space) under the action of $SL_2(\mathbb{R})$. We denote it by $SL(X)$.



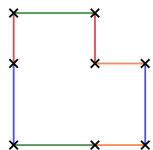
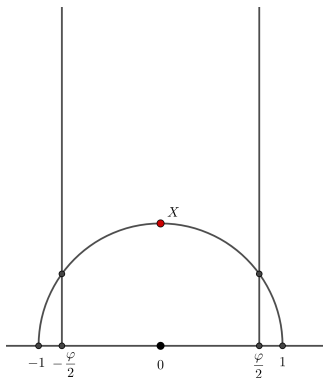
Theorem (W.Veech, 1989)

For any translation surface X , $SL(X)$ is a discrete subgroup of $SL_2(\mathbb{R})$.

Consequence: If we quotient by the action of the rotations $SO_2(\mathbb{R})$, the orbit of X under the action of $SL_2(\mathbb{R})$ can be identified with $\mathbb{H}^2/SL(X)$.

Example : The golden L

We choose a base surface S in the orbit. If $X = M \cdot S$ with $M = \begin{pmatrix} a & b \\ c & d \end{pmatrix} \in SL_2(\mathbb{R})$, we map the surface X to the point $\frac{di+b}{ci+a} \in \mathbb{H}^2$.



$$t = 0 \quad M = \begin{pmatrix} 1 & 0 \\ 0 & 1 \end{pmatrix}$$
$$s = 0 \quad X = (0, 1)$$

Example : The golden L

We choose a base surface S in the orbit. If $X = M \cdot S$ with

$M = \begin{pmatrix} a & b \\ c & d \end{pmatrix} \in SL_2(\mathbb{R})$, we map the surface X to the point $\frac{di+b}{ci+a} \in \mathbb{H}^2$.

Example : The golden L

We choose a base surface S in the orbit. If $X = M \cdot S$ with

$M = \begin{pmatrix} a & b \\ c & d \end{pmatrix} \in SL_2(\mathbb{R})$, we map the surface X to the point $\frac{di+b}{ci+a} \in \mathbb{H}^2$.

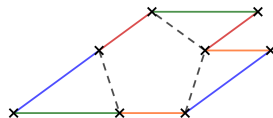
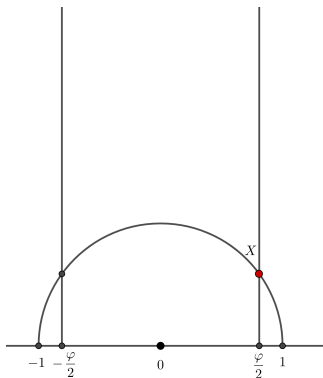
Example : The golden L

We choose a base surface S in the orbit. If $X = M \cdot S$ with

$M = \begin{pmatrix} a & b \\ c & d \end{pmatrix} \in SL_2(\mathbb{R})$, we map the surface X to the point $\frac{di+b}{ci+a} \in \mathbb{H}^2$.

Example : The golden L

We choose a base surface S in the orbit. If $X = M \cdot S$ with $M = \begin{pmatrix} a & b \\ c & d \end{pmatrix} \in SL_2(\mathbb{R})$, we map the surface X to the point $\frac{di+b}{ci+a} \in \mathbb{H}^2$.



$$t = -0.27 \quad M = \begin{pmatrix} 1.3 & 1.79 \\ 0 & 0.77 \end{pmatrix}$$
$$s = 1.37 \quad X = (0.81, 0.59)$$

Example : The golden L

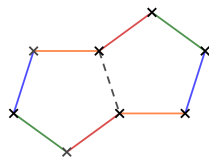
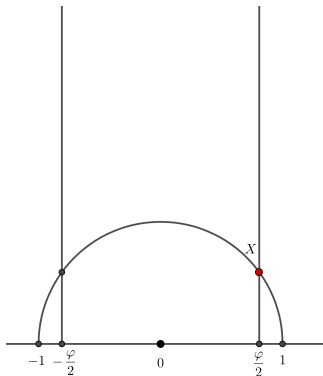
We choose a base surface S in the orbit. If $X = M \cdot S$ with

$M = \begin{pmatrix} a & b \\ c & d \end{pmatrix} \in SL_2(\mathbb{R})$, we map the surface X to the point $\frac{di+b}{ci+a} \in \mathbb{H}^2$.

Example : The golden L

Proposition

The golden L and the double pentagon belong to the same $GL_2^+(\mathbb{R})$ -orbit. The Veech group of the golden L is the triangle group $\Delta^+(2, 5, \infty)$.



$$t = -0.27 \quad M = \begin{pmatrix} 1.3 & 1.79 \\ 0 & 0.77 \end{pmatrix}$$

$$s = 1.37 \quad X = (0.81, 0.59)$$

Veech surfaces and cylinder decompositions

Definition

A **Veech surface** is a translation surface whose Veech group is a lattice.

Theorem (Veech, 1989)

Each direction on a Veech surface is either uniquely ergodic or completely periodic (all geodesics in this direction are closed).

It implies the existence of a cylinder decomposition in every periodic direction.

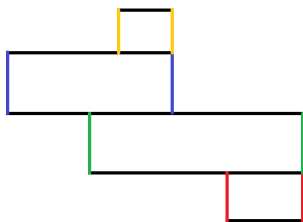


Figure: A translation surface decomposed into horizontal cylinders.

Bouw-Möller surfaces

Given $m, n \geq 2$ with $mn \geq 6$, the Bouw-Möller surface $S_{m,n}$ is a translation surface build from a collection of m polygons P_0, \dots, P_{m-1} such that:

- P_0 and P_{m-1} are regular n -gons of side length $\sin(\frac{\pi}{m})$,
- $\forall k \in \{2, \dots, m-2\}$, P_k is an equiangular $2n$ -gon, and its sides has length alternating between $\sin(\frac{k\pi}{m})$ and $\sin(\frac{(k+1)\pi}{m})$,
- Sides of P_k are alternatively glued to sides of P_{k-1} and P_{k+1} .

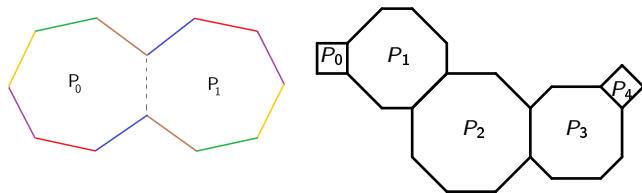


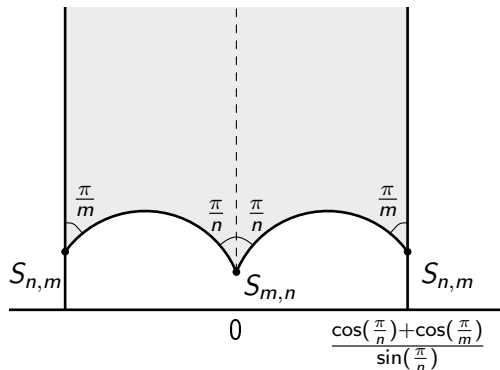
Figure: The Bouw-Möller surfaces $S_{2,7}$ (left) and $S_{5,4}$ (right).

Proposition

The surface $S_{m,n}$ has $\gamma = \gcd(m, n)$ singularities and genus $\frac{mn-m-n-\gamma}{2}$.

Theorem

The Veech group of $S_{m,n}$ is the triangle group $\Delta^+(m, n, \infty)$.



A fundamental domain
in \mathbb{H}^2 for $\Delta^+(m, n, \infty)$.

- 1 The algebraic interaction strength $KVol$
- 2 Translation surfaces and their Veech groups
- 3 A few geometric ideas

$$\text{KVol}(X) := \text{Vol}(X) \cdot \sup_{\alpha, \beta \text{ closed curves}} \frac{\text{Int}(\alpha, \beta)}{l(\alpha)l(\beta)}$$

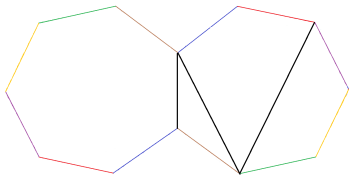
→ Since the algebraic intersection is homology-invariant, it suffices to consider curves which minimize the length in their homology class in the definition of KVol , that is (simple) **closed geodesics**.

$$\text{KVol}(X) := \text{Vol}(X) \cdot \sup_{\alpha, \beta \text{ closed curves}} \frac{\text{Int}(\alpha, \beta)}{l(\alpha)l(\beta)}$$

→ Since the algebraic intersection is homology-invariant, it suffices to consider curves which minimize the length in their homology class in the definition of KVol, that is (simple) **closed geodesics**.

Definition

A *saddle connection* is a geodesic line starting and ending at singularities (not necessarily the same).

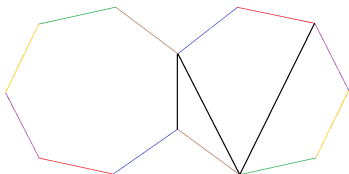


Saddle connections on the double heptagon.

$$\text{KVol}(X) := \text{Vol}(X) \cdot \sup_{\alpha, \beta \text{ closed curves}} \frac{\text{Int}(\alpha, \beta)}{l(\alpha)l(\beta)}$$

→ Since the algebraic intersection is homology-invariant, it suffices to consider curves which minimize the length in their homology class in the definition of KVol, that is (simple) **closed geodesics**.

Since all the vertices are identified to the same point on the double heptagon, saddle connections are automatically closed.

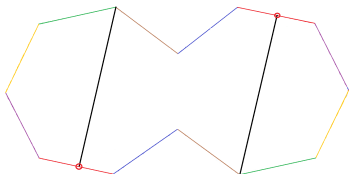


Saddle connections on the double heptagon.

$$\text{KVol}(X) := \text{Vol}(X) \cdot \sup_{\alpha, \beta \text{ closed curves}} \frac{\text{Int}(\alpha, \beta)}{l(\alpha)l(\beta)}$$

→ Since the algebraic intersection is homology-invariant, it suffices to consider curves which minimize the length in their homology class in the definition of KVol, that is (simple) **closed geodesics**.

Since all the vertices are identified to the same point on the double heptagon, saddle connections are automatically closed.

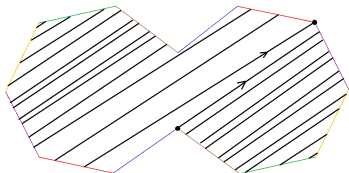


Another example of saddle connection.

$$KVol(X) := Vol(X) \cdot \sup_{\alpha, \beta \text{ closed curves}} \frac{Int(\alpha, \beta)}{l(\alpha)l(\beta)}$$

→ Since the algebraic intersection is homology-invariant, it suffices to consider curves which minimize the length in their homology class in the definition of $KVol$, that is (simple) **closed geodesics**.

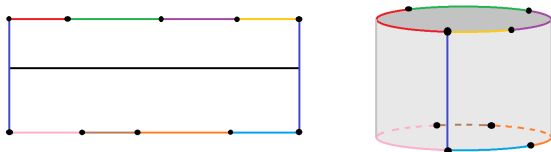
Since all the vertices are identified to the same point on the double heptagon, saddle connections are automatically closed.



Another example of saddle connection.

Proposition

Every closed curve is homologous to the union of finitely many saddle connections, and such unions of saddle connections minimizes the length in their homology class.

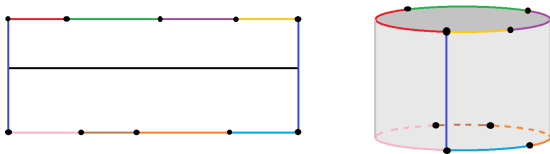


Every closed geodesic comes with a **cylinder** of freely homotopic geodesics. The boundary of the cylinder is a union of saddle connections.

To compute $KVol$ it suffices to consider (unions of) saddle connections.

Proposition

Every closed curve is homologous to the union of finitely many saddle connections, and such unions of saddle connections minimizes the length in their homology class.



Every closed geodesic comes with a **cylinder** of freely homotopic geodesics. The boundary of the cylinder is a union of saddle connections.

To compute $KVol$ it suffices to consider (unions of) saddle connections.

→ For the rest of the talk, we will only consider surfaces with one singularity.

Question

How to compute the algebraic intersection of two saddle connections?

Proposition

Given $n \geq 5$ odd, the sides of the double regular n -gon are pairwise intersecting.

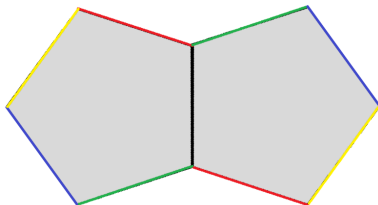


Figure: The double regular pentagon surface. All vertices are identified to the same point on the surface, which is the intersection point of the 5 systoles.

Question

How to compute the algebraic intersection of two saddle connections?

Proposition

Given $n \geq 5$ odd, the sides of the double regular n -gon are pairwise intersecting.

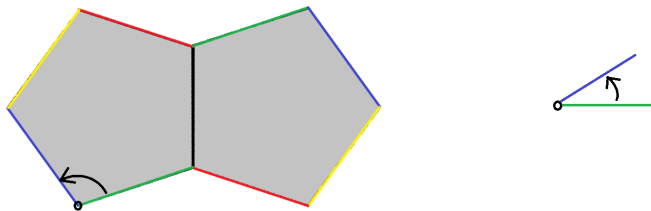


Figure: The double regular pentagon surface. All vertices are identified to the same point on the surface, which is the intersection point of the 5 systoles.

Question

How to compute the algebraic intersection of two saddle connections?

Proposition

Given $n \geq 5$ odd, the sides of the double regular n -gon are pairwise intersecting.

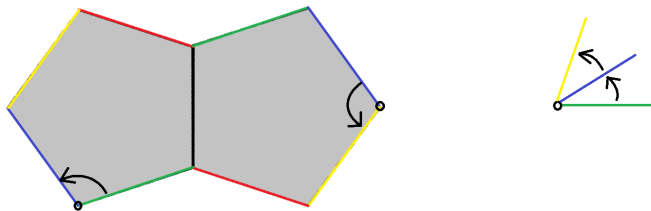


Figure: The double regular pentagon surface. All vertices are identified to the same point on the surface, which is the intersection point of the 5 systoles.

Question

How to compute the algebraic intersection of two saddle connections?

Proposition

Given $n \geq 5$ odd, the sides of the double regular n -gon are pairwise intersecting.

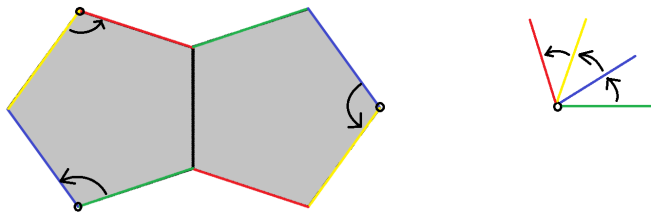


Figure: The double regular pentagon surface. All vertices are identified to the same point on the surface, which is the intersection point of the 5 systoles.

Question

How to compute the algebraic intersection of two saddle connections?

Proposition

Given $n \geq 5$ odd, the sides of the double regular n -gon are pairwise intersecting.

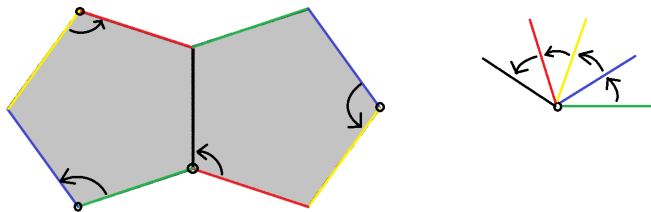


Figure: The double regular pentagon surface. All vertices are identified to the same point on the surface, which is the intersection point of the 5 systoles.

Question

How to compute the algebraic intersection of two saddle connections?

Proposition

Given $n \geq 5$ odd, the sides of the double regular n -gon are pairwise intersecting.

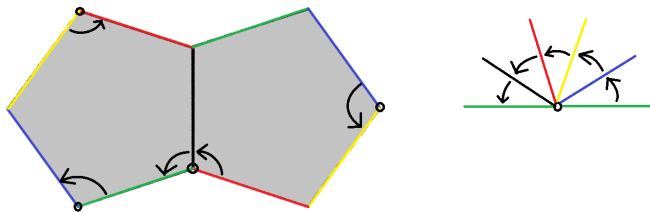


Figure: The double regular pentagon surface. All vertices are identified to the same point on the surface, which is the intersection point of the 5 systoles.

Question

How to compute the algebraic intersection of two saddle connections?

Proposition

Given $n \geq 5$ odd, the sides of the double regular n -gon are pairwise intersecting.

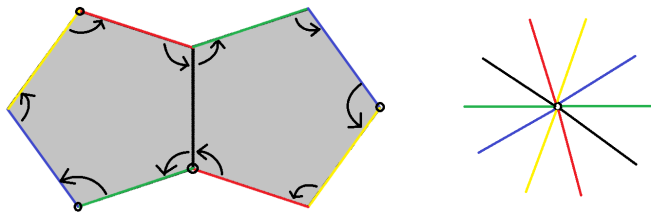


Figure: The double regular pentagon surface. All vertices are identified to the same point on the surface, which is the intersection point of the 5 stoyles.

Proposition

Given $n \geq 5$ odd, the sides of the double regular n -gon are pairwise intersecting.

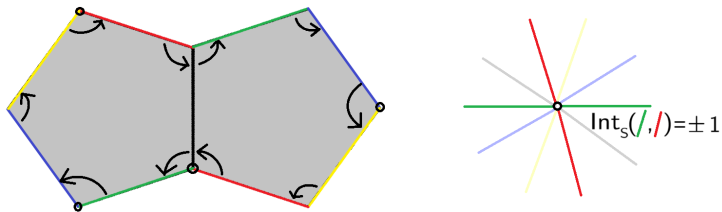


Figure: The double regular pentagon surface. All vertices are identified to the same point on the surface, which is the intersection point of the 5 systoles.

Proposition

Given $n \geq 5$ odd, the sides of the double regular n -gon are pairwise intersecting.

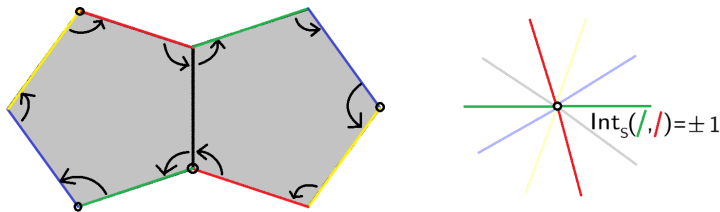


Figure: The double regular pentagon surface. All vertices are identified to the same point on the surface, which is the intersection point of the 5 systoles.

Theorem (B., Lanneau, Massart, 2022)

For all $n \geq 5$ odd, the supremum in the definition of $KVol$ on the double regular n -gon is achieved uniquely by pairs of (distinct) sides.

Theorem (B., Lanneau, Massart, 2022)

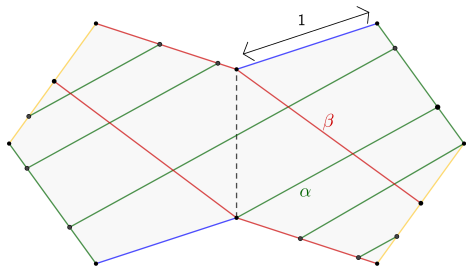
For all $n \geq 5$ odd, the supremum in the definition of $KVol$ on the double regular n -gon is achieved uniquely by pairs of (distinct) sides.

Idea of the proof:

Given two saddle connections α and β , we want to show:

$$\frac{\text{Int}(\alpha, \beta)}{l(\alpha)l(\beta)} \leq 1$$

→ We subdivide α and β into (non-closed) shorter segments for which we can control both the lengths and the intersections.



Theorem (B., Lanneau, Massart, 2022)

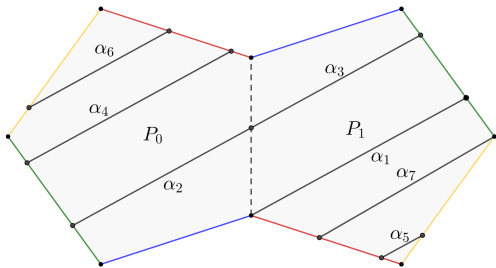
For all $n \geq 5$ odd, the supremum in the definition of $KVol$ on the double regular n -gon is achieved uniquely by pairs of (distinct) sides.

Idea of the proof:

Namely, we cut α (resp. β) each time it intersects a side of a polygon. We obtain a *polygonal decomposition*

$$\alpha = \alpha_1 \cup \alpha_2 \cup \dots \cup \alpha_k$$

$$\beta = \beta_1 \cup \beta_2 \cup \dots \cup \beta_l$$



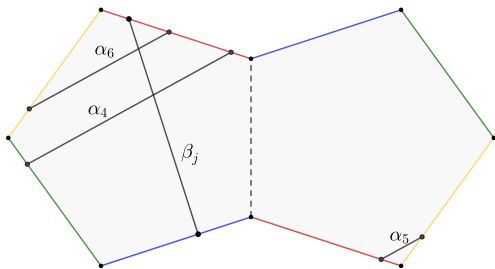
Theorem (B., Lanneau, Massart, 2022)

For all $n \geq 5$ odd, the supremum in the definition of $KVol$ on the double regular n -gon is achieved uniquely by pairs of (distinct) sides.

We distinguish two types of segments: **adjacent** and **non-adjacent** segments.

Two non-adjacent segments α_i and β_j intersect at most once while their length is at least 1.

Although adjacent segments can be very short, we can glue them by pairs to control their length.



Although there are many technical difficulties, the proof extends to a more general setting:

Theorem (B., Pasquinelli)

Let X be a translation surface constructed from a collection of polygons such that:

- (H1) All the polygons are **convex** with **obtuse angles**.*
- (H2) Sides of the same polygon are not paired together.*

Then:

$$\text{KVol}(X) \leq \frac{\text{Vol}(X)}{l_0^2}$$

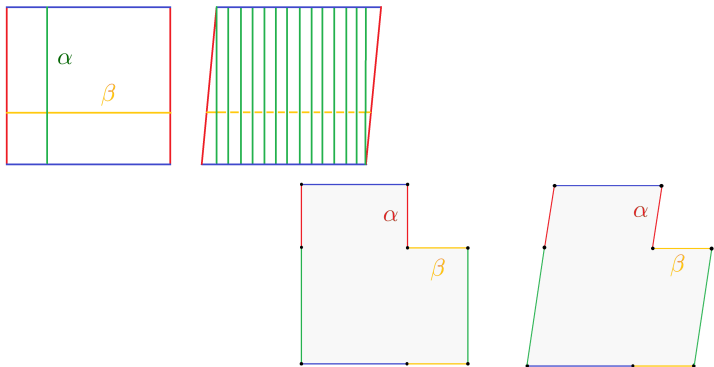
with equality if and only if there are two sides of length l_0 that represent closed curves and intersect once at a singularity. Here l_0 is the length of the shortest side of the polygons.

Theorem (B., Pasquinelli)

For coprime $m, n \geq 2$, KVol on $S_{m,n}$ is achieved by intersecting pairs of systoles.

Question

What happens to KVol when we deform a translation surface?



Aim

Compute KVol on the $SL_2(\mathbb{R})$ -orbit of Bouw-Möller surfaces.

KVol as a function on the $SL_2(\mathbb{R})$ -orbit

We recall that for a given surface X :

$$KVol(X) = \underbrace{Vol(X)}_{=1} \cdot \sup_{\alpha, \beta} \frac{\text{Int}(\alpha, \beta)}{l(\alpha)l(\beta)}$$

In a $SL_2(\mathbb{R})$ -orbit, we rather want to consider closed curves in families. Namely, if $X = M \cdot S$, we can transport any curve α on S to a curve $\alpha(X)$ on X by the action of M .

This allows to see KVol on the $SL_2(\mathbb{R})$ -orbit as a function which is a **supremum of functions**:

$$KVol(X) = \underbrace{Vol(X)}_{=1} \cdot \sup_{\alpha, \beta} \underbrace{\frac{\text{Int}(\alpha(X), \beta(X))}{l(\alpha(X))l(\beta(X))}}_{f_{\alpha, \beta}(X)}$$

$$KVol(X) = \underbrace{Vol(X)}_{=1} \cdot \sup_{\alpha, \beta} \underbrace{\frac{Int(\alpha(X), \beta(X))}{l_X(\alpha)l_X(\beta)}}_{f_{\alpha, \beta}(X)}$$

Lemma

If α and β are not parallel saddle connections, then

$$f_{\alpha, \beta}(X) = K(\alpha, \beta) \times \sin \text{angle}(\alpha(X), \beta(X))$$

Where $K(\alpha, \beta) = \frac{Int(\alpha, \beta)}{\alpha \wedge \beta}$ does not depend on X , and is invariant under the diagonal action of the Veech group.

$$KVol(X) = \underbrace{Vol(X)}_{=1} \cdot \sup_{\alpha, \beta} \underbrace{\frac{Int(\alpha(X), \beta(X))}{l_X(\alpha)l_X(\beta)}}_{f_{\alpha, \beta}(X)}$$

Lemma

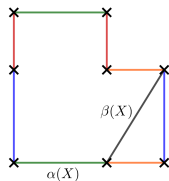
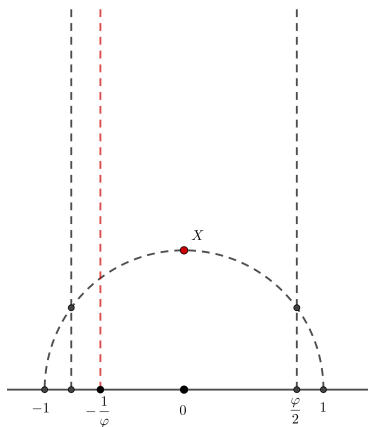
If α and β are not parallel saddle connections, then

$$f_{\alpha, \beta}(X) = K(\alpha, \beta) \times \sin \text{angle}(\alpha(X), \beta(X))$$

Where $K(\alpha, \beta) = \frac{Int(\alpha, \beta)}{\alpha \wedge \beta}$ does not depend on X , and is invariant under the diagonal action of the Veech group.

How to compute the angle between $\alpha(X)$ and $\beta(X)$?

Example



$$t = 0 \quad M = \begin{pmatrix} 1 & 0 \\ 0 & 1 \end{pmatrix}$$

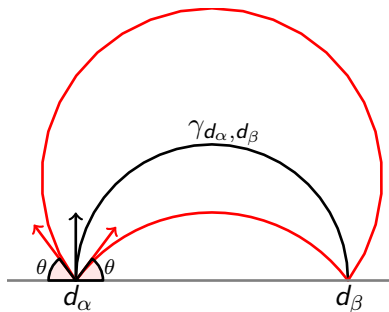
$$s = 0 \quad X = (0, 1)$$

Example

Example

Proposition (Cheboui-Kessi-Massart 2021)

Let d_α (resp. d_β) be the opposite of the co-slope of $\alpha(S)$ (resp. $\beta(S)$). Then the locus of surfaces X where the directions of $\alpha(X)$ and $\beta(X)$ make an angle θ is the **banana neighborhood** of angle θ of the geodesic (d_α, d_β) .



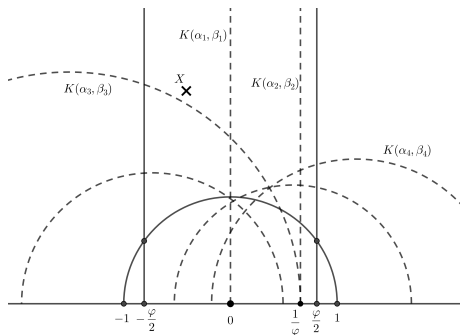
In black, the hyperbolic geodesic of endpoints d_α and d_β , which is the locus of surfaces where α and β are perpendicular. In red, the banana neighborhood of angle θ .

- Remarks.**
1. Here we work in the Teichmüller space.
 2. The angles are not oriented

Geometric interpretation

If parallel saddle connections are non-intersecting, then $KVol$ is a supremum of functions "*constant* \times *sinus*".

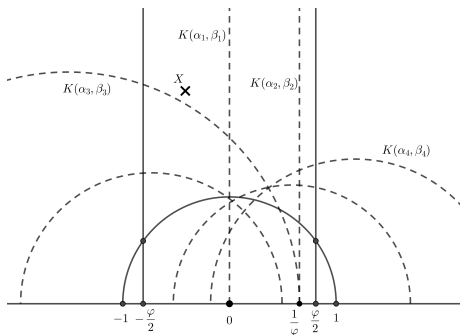
$$KVol(X) = Vol(X) \cdot \sup_{\alpha, \beta} [K(\alpha, \beta) \sin \theta(X, \alpha, \beta)].$$



Geometric interpretation

If parallel saddle connections are non-intersecting, then $KVol$ is a supremum of functions "*constant* \times *sinus*".

$$KVol(X) = Vol(X) \cdot \sup_{\alpha, \beta} [K(\alpha, \beta) \sin \theta(X, \alpha, \beta)].$$



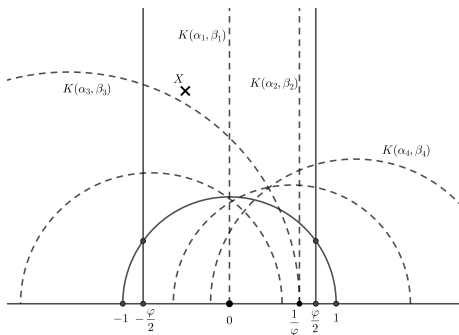
Proposition (B.-Pasquinelli)

Parallel saddle connections are non-intersecting on Bouw-Möller surfaces.

Geometric interpretation

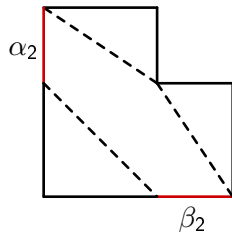
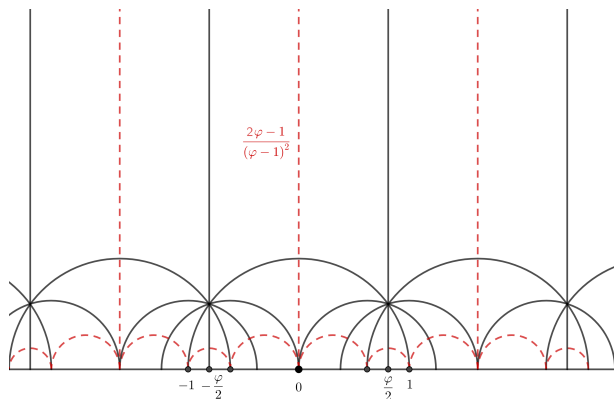
If parallel saddle connections are non-intersecting, then $KVol$ is a supremum of functions "*constant* \times *sinus*".

$$KVol(X) = Vol(X) \cdot \sup_{\alpha, \beta} [K(\alpha, \beta) \sin \theta(X, \alpha, \beta)].$$



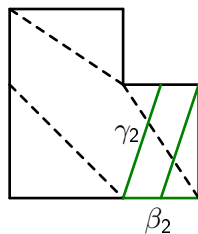
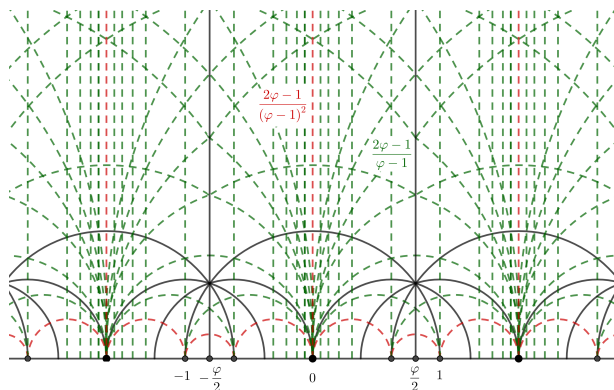
The pairs (α, β) that will achieve the supremum are most likely to be those for which $K(\alpha, \beta)$ is big.

The double pentagon



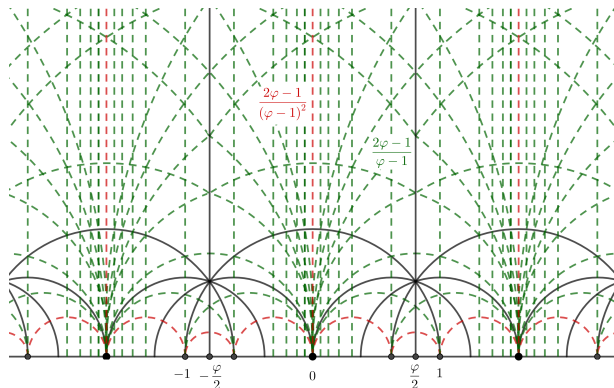
The pairs of curves (α, β) having maximal associated constant are (α_2, β_2) and their images by the diagonal action of the Veech group.

The double pentagon



The pairs of curves (α, β) having second maximal associated constant are (β_2, γ_k) , $k \in \mathbb{N}^*$ and their images by the diagonal action of the Veech group.

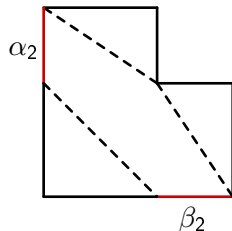
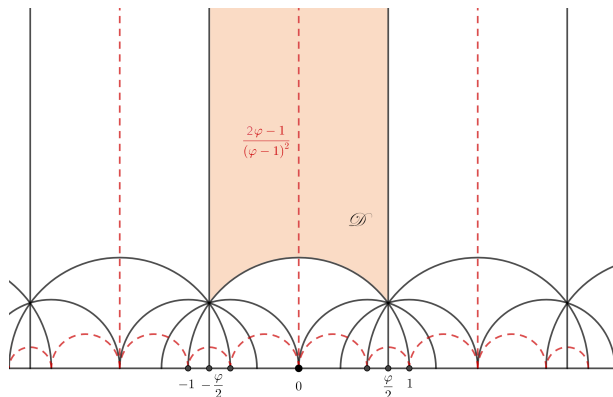
The double pentagon



Theorem (B., Lanneau, Massart, 2022)

To compute $KVol$, we only care about the red geodesics.

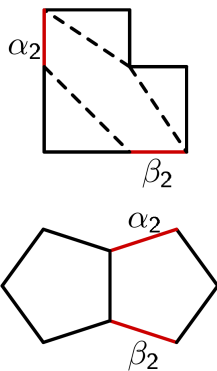
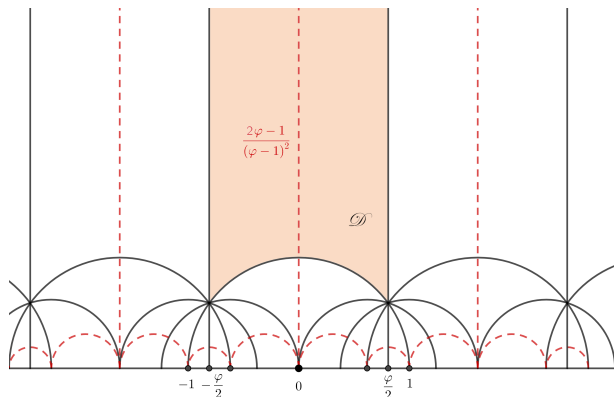
The double pentagon



Theorem (B., Lanneau, Massart, 2022)

$$\forall X \in \mathcal{D}, \forall \alpha, \beta, K(\alpha, \beta) \sin \theta(X, \alpha, \beta) \leq \underbrace{\frac{2\varphi - 1}{(\varphi - 1)^2} \sin \theta(X, \alpha_2, \beta_2)}_{=K\text{Vol}(X)}$$

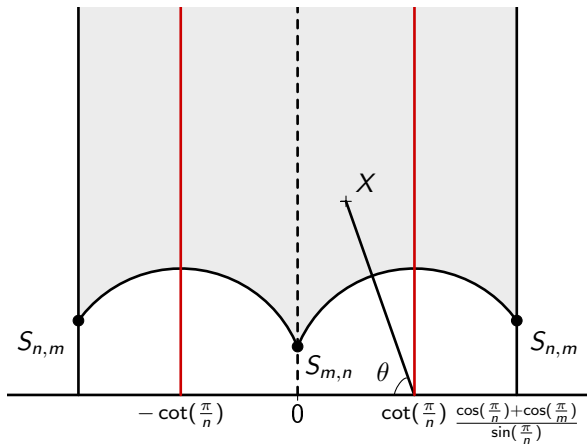
The double pentagon



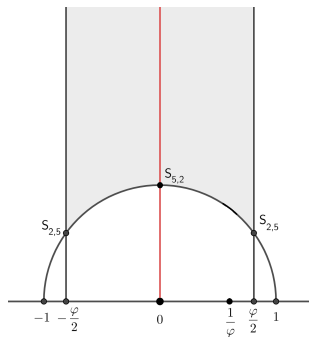
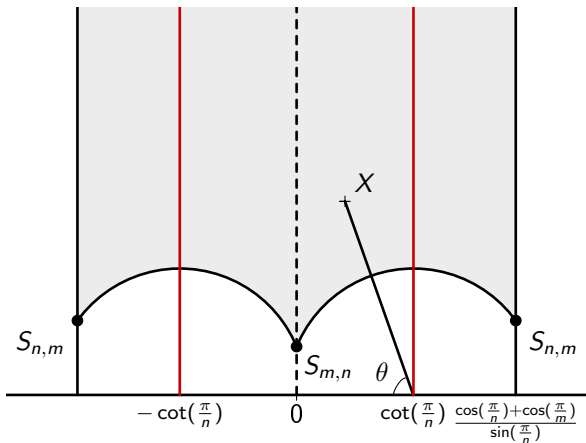
Theorem (B., Lanneau, Massart, 2022)

$$\forall X \in \mathcal{D}, \forall \alpha, \beta, K(\alpha, \beta) \sin \theta(X, \alpha, \beta) \leq \underbrace{\frac{2\varphi - 1}{(\varphi - 1)^2} \sin \theta(X, \alpha_2, \beta_2)}_{=K\text{Vol}(X)}$$

With I. Pasquinelli, we generalize this result to Bouw-Möller surfaces with a single singularity.



With I. Pasquinelli, we generalize this result to Bouw-Möller surfaces with a single singularity.



If $n = 2$, we have $\cot \frac{\pi}{n} = -\cot \frac{\pi}{n} = 0$:

→ the two red geodesics are merged.

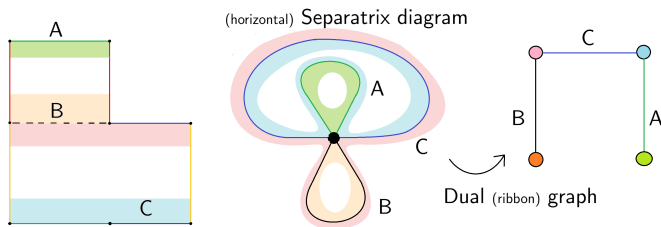
Related results

Theorem (B., 2023)

KVol is bounded on the $SL_2(\mathbb{R})$ -orbit of a Veech surface if and only if there are no (algebraically) intersecting parallel geodesics.

Theorem (B.-Pasquinelli)

There are no intersecting parallel geodesics on Bouw-Möller surfaces. Hence, KVol is bounded on the $SL_2(\mathbb{R})$ -orbit of any Bouw-Möller surface.



Thanks for your attention